

PROJECT

DATE

COMMENTS



RPR-RL-6

ENERGY CHART

SIZE	DIAMETER inches	WATTAGE	CCT Field Selectable	DELIVERED LUMENS	EFFICACY lm/w
4	4	9	2700K	619	68.8
			3000K	665	73.9
			3500K	699	77.7
			4000K	701	77.9
			5000K	661	73.4
6	6	12	2700K	957	79.8
			3000K	990	82.5
			3500K	999	83.3
			4000K	1010	84.2
			5000K	952	79.3

RPR-RL RECESSED PANEL ROUND LED
REGRESSED LENS

The RPR-RL Series offers a low-profile, high output recessed mount LED luminaire with a regressed lens that meets Energy Star's efficiency standards.

- Residential
- Commercial
- Hospitality

PHYSICAL

Material	Polystyrene + Aluminum
Mounting	Recessed
Finish	White

PERFORMANCE

Warranty	5 years
Certifications	Wet Location, Title 24, ETL, Energy Star
Rated Life	≥50,000 hours
Operating Temperature	-4°F to 113°F (-20°C to 45°C)
CCT	Field Selectable 5CCT: 2700K/3000K/3500K/4000K/5000K
CRI	90
Beam Angle	100°

ELECTRICAL

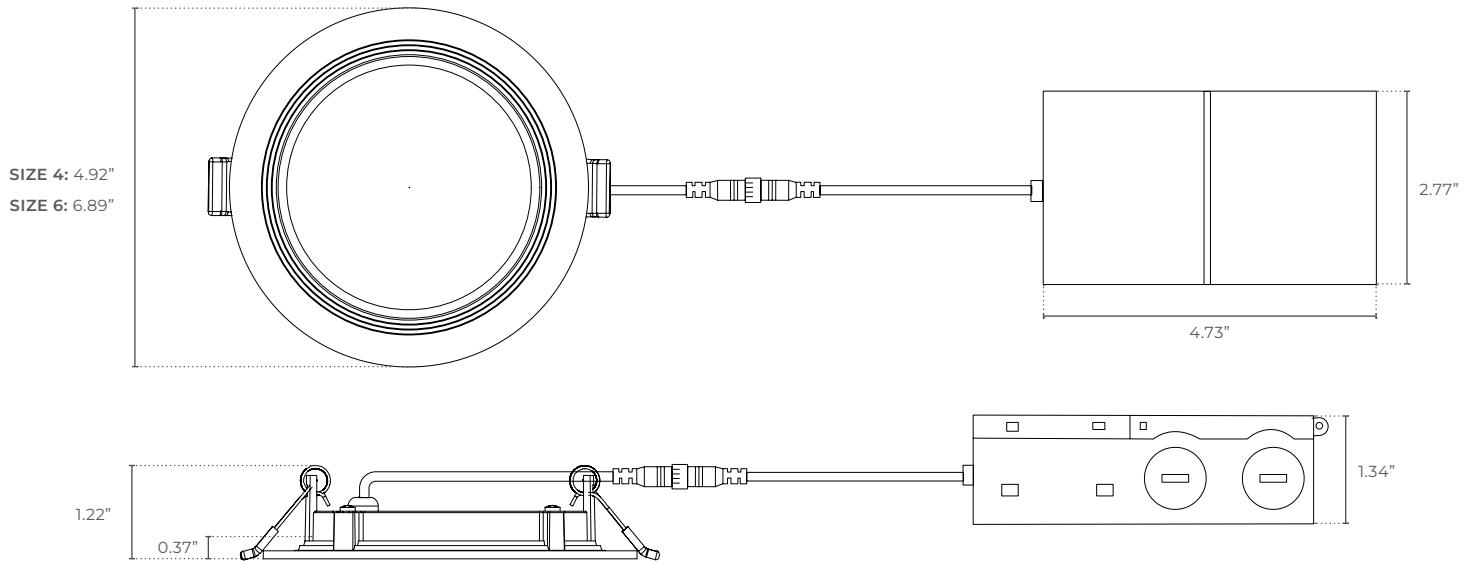
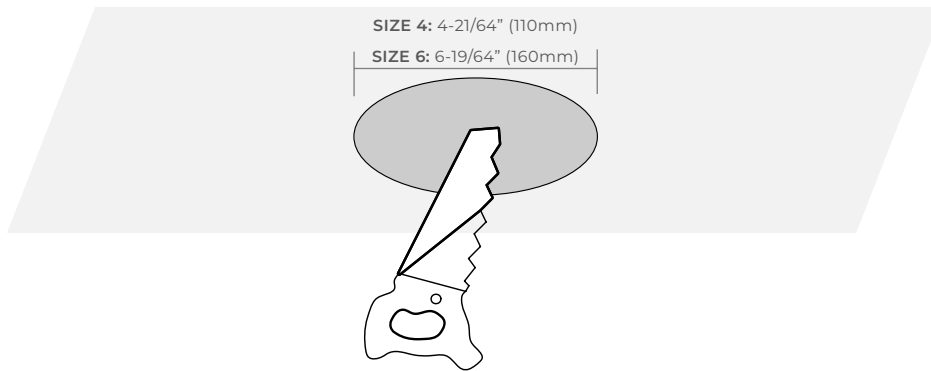
Wattage	9W, 12W
Voltage	120V
Power Factor	>0.90
Dimmable	Triac Dimming

ORDERING LOGIC

EX: RPR-RL-4

FAMILY	SIZE
RPR-RL	
	4 4"
	6 6"



DIMENSIONS

HOLE SIZE

RECOMMENDED DIMMERS
LEVITON MODELS

- 6672
- 6674
- DSL06
- RNL06
- IPL06

LUTRON MODELS

- TG-600PR-WH
- S-600PR-WH
- CTCL-153PDH-WH
- TGCL-153PH-LA
- SLV-600P-AL
- DV-600PR-WH

- SCL-153PH-WH
- GT-600P
- DVCL-153P

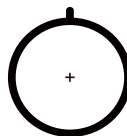
- MSCL-OP153M
- MACL-153M/MA-R
- PD-6WCL

ACCESSORIES


J-Box Driver



Connector (x3)



Hole Cutout Card



ADDITIONAL IMAGERY

SIZE 4



SIZE 6



RECOMMENDED MOUNTING PLATE

NCP-346 NEW CONSTRUCTION PLATE FOR 3/4/6" DOWNLIGHT

