

PROJECT

DATE

COMMENTS



IN STOCK



ENERGY CHART

SIZE	DELIVERED LUMENS	WATTAGE	EFFICACY lm/w
14	2295	18	125
	3060	24	125
	3570	28	125
22	2295	18	125
	3060	24	125
	3825	30	125
24	3825	30	125
	5100	40	125
	6000	50	125

ORDERING LOGIC EX: BPA-14

FAMILY	SIZE	OPTIONS
BPA		
	14	1 x 4
	22	2 x 2
	24	2 x 4

EM Emergency Backup: 90-Min.

BPA BACKLIT PANEL ADJUSTABLE LED

The BPA flat panel offers a high efficiency LED light output with field selectable wattage and color temperature. Backlit LED technology with PMMA lensing provides high uniformity and reduced glare while achieving DLC Premium with a rigid back enclosure that prevents warping.

- 2' X 4'
- 2' X 2'
- 1' X 4'

PHYSICAL

Mounting	Recessed, Surface, Suspended
Lens	PMMA Lens, PS Diffuser

PERFORMANCE

Warranty	5 years
Certifications	Damp Location, IC Rated, UL, DLC Premium, FCC, ROHS Compliant
Rated Life	100,000 hours
Operating Temperature	-4°F to 122°F (-20°C to 50°C)
UGR	<22
CCT	Field Selectable: 2X2 or 2X4: 3000K/3500K/4000K/5000K/6500K 1X4: 3000K/4000K/5000K
CRI	80+
Beam Angle	120°

ELECTRICAL

Wattage	Field Selectable: 1X4: (18W/24W/28W), 2X2: (18W/24W/30W), 2X4: (30W/40W/50W)
Voltage	120-277V
Dimmable	0-10V

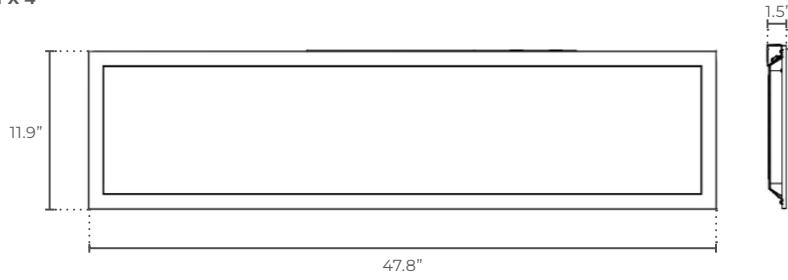
ACCESSORIES ORDERING LOGIC (ORDER SEPARATELY) EX: BPA-CK142

FAMILY	ACCESSORIES
BPA	
	CK142 1x4 Suspension Cable Kit: 2 Cables
	CK144 1x4 Suspension Cable Kit: 4 Cables
	CK222 2x2 Suspension Cable Kit: 2 Cables
	CK224 2x2 Suspension Cable Kit: 4 Cables
	CK242 2x4 Suspension Cable Kit: 2 Cables
	CK244 2x4 Suspension Cable Kit: 4 Cables
	SMK14 1x4 White Surface Mount Kit
	SMK22 2x2 White Surface Mount Kit
	SMK24 2x4 White Surface Mount Kit

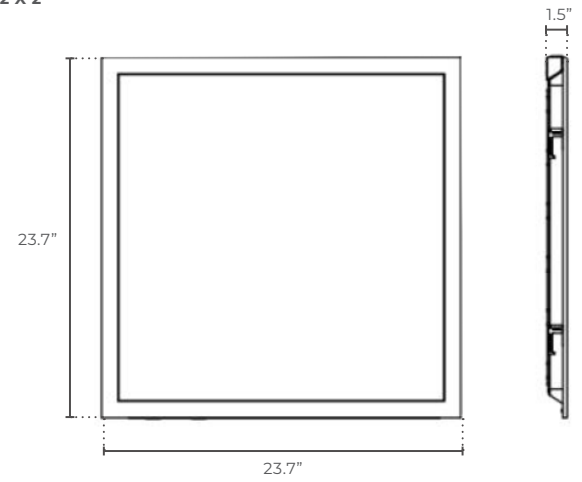


## DIMENSIONS

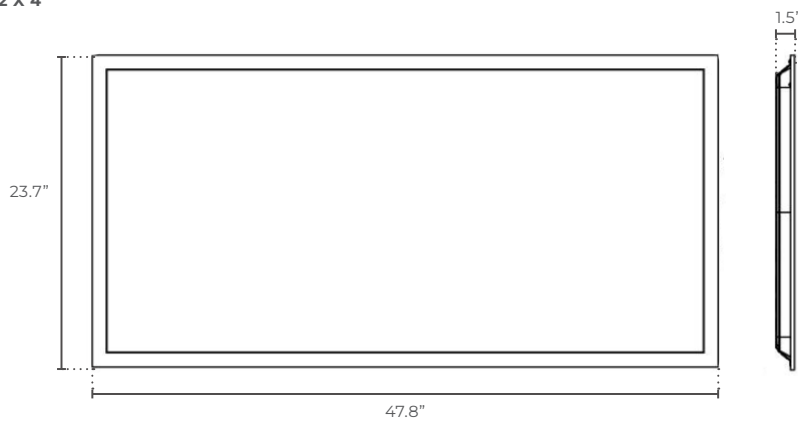
**1 X 4**



**2 X 2**



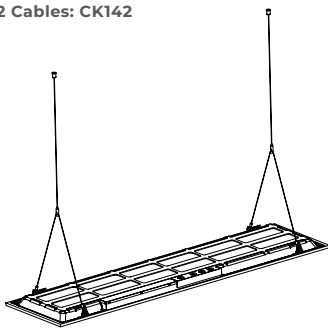
**2 X 4**



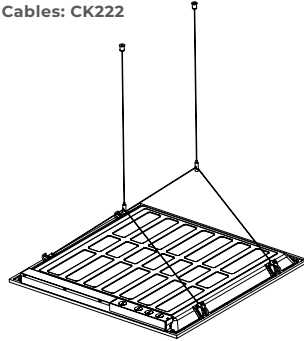
## MOUNTING

Suspended Mount

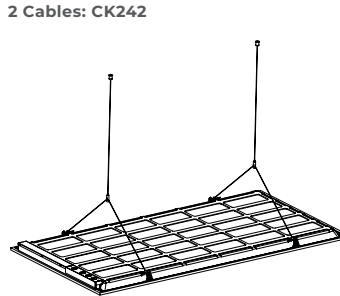
**2 Cables: CK142**



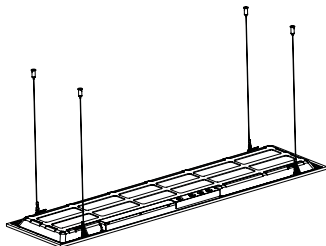
**2 Cables: CK222**



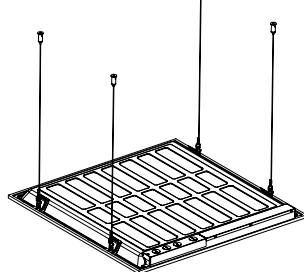
**2 Cables: CK242**



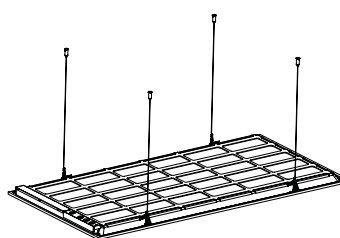
**4 Cables: CK144**



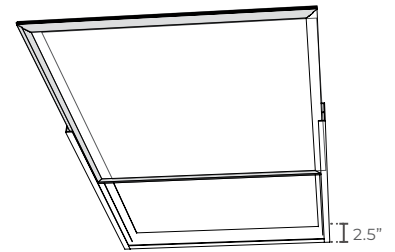
**4 Cables: CK224**



**4 Cables: CK244**



Surface Mount



**SMK14** 1x4 White Surface Mount Kit

**SMK22** 2x2 White Surface Mount Kit

**SMK24** 2x4 White Surface Mount Kit



## ACCESSORIES

### SURFACE MOUNTING KIT



### CABLE KIT



## PHOTOMETRICS

**MAXIMUM CANDELA:** 1353.2

**Horizontal Angle:** 112.5°

**Vertical Angle:** 5°

