

PROJECT DATE

COMMENTS




IN STOCK



ENERGY CHART

SPEED SETTING	LOW	MEDIUM	HIGH
RPM	70	145	180
Amps	0.2	0.4	0.5
Wattage	10	30	59
CFM	1732	3011	4566
CFM/Watts	173	100	77

BLADE FINISH



ROBIN LED CEILING FAN LED

Robin LED is a 52-inch indoor ceiling fan with a 3-speed AC motor available in a variety of finishes, multiple blade options and pull chain, remote, or wall switch control.

- Residential
- Commercial
- Hospitality

PHYSICAL

Material	Metal
Blade Material	3 Plywood Blades
Mounting	Suspended
Fan Diameter	52"
Source	LED
Housing Finish	See Options Below
Blade Finish	See Options Below
Sloped Ceiling Accommodation	Yes
Downrod Length	6" Standard, 40" Maximum


PERFORMANCE

Warranty	10 years for motor, 2 years for light kit, blade, housing, and cap
Certifications	Dry Location, UL, Energy Star
CCT	3000K
Delivered Lumens	1600lm
Dimmable	Yes
Features	Low Noise
Reversible	Yes

ELECTRICAL

Wattage	60W Motor / 19W integrated LED
Voltage	120V
Motor	AC Motor (153x18mm)
Controls	3-Speed Remote Control, 3-Speed Wall Control or Pull Chain
Compatible Wall Control	Lutron Maestro (#MACL-LFQ)

HOUSING FINISH



ORDERING LOGIC

EX: ROBIN LED-3-3RC-MB-BF

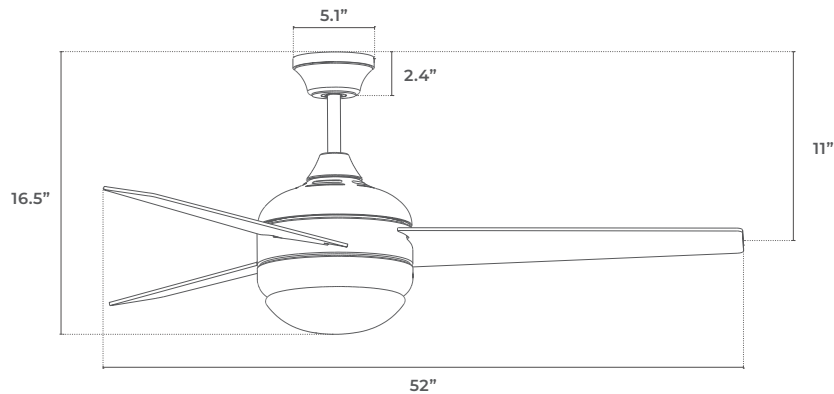
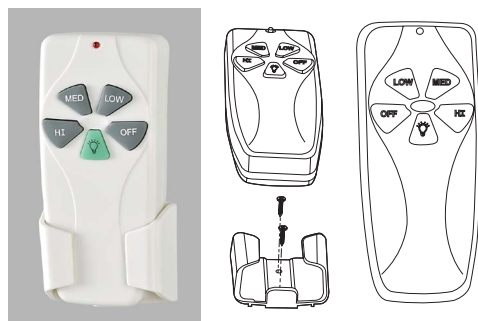
FAMILY	BLADES	CONTROL	HOUSING FINISH	
ROBIN LED				
	3 3 Blades	3RC 3-Speed Remote Control	MB Matte Black	SN Satin Nickel
	4 4 Blades	3WC 3-Speed Wall Control	ORB Oil-Rubbed Bronze	SS Stainless Steel
	5 5 Blades	PC Pull Chain	PB Polished Brass	WH White
			BN Brushed Nickel	

BLADE FINISH

(blank) Brushed Nickel	DF Dark Fern Leaf	RW Rosewood
BF Black Forest	KP Knotty Pine	SO Silver Oak
BK Black	LO Light Oak	WGC Wood Grain Chrome
CL Charcoal	MH Mahogany	WGWB Wood Grain Weathered Bronze
CH Chrome	NO Natural Oak	WGW Wood Grain White
DO Dark Oak	NM Nude Maple	WH White
DW Dark Walnut	ORB Oil-Rubbed Bronze	

ORDERING NOTES

- 1 Custom finishes for hardware and blades available upon request, consult factory for details and pricing
- 2 Different blade count available upon request, consult factory for details and pricing
- 3 200pcs minimum order quantity required if fan not in stock, consult portal or factory for available stock

DIMENSIONS

REMOTE CONTROL

WALL SWITCH
DIMENSIONS
 3.3" x 2"

NOTE: It installs onto standard US switch boxes

COMPATIBLE FAN CONTROLS
LUTRON MAESTRO (#MACL-LFQ)
WORKING PARAMETERS

FAN SPEED	1	2	3	4
RPM	54	84	117	185
Wattage (W) (MOTOR + LAMP)	25.4	31.6	41.2	69
Current (A) (MOTOR + LAMP)	0.29	0.35	0.43	0.6



ADDITIONAL IMAGERY

ROBIN-3 IMAGES



ROBIN-4 IMAGES



ROBIN-5 IMAGES

