

PROJECT DATE

COMMENTS



IN STOCK



ENERGY CHART

SIZE	DELIVERED LUMENS	WATTAGE field selectable	EFFICACY lm/w
22	1875	15	125
	2500	20	125
	3125	25	125
	3750	30	125
	5000	40	125
24	3750	30	125
	5000	40	125
	6250	50	125
	7500	60	125
	9000	70	125

ORDERING LOGIC EX: FLT-QS-22

FAMILY	SIZE
FLT-QS	
	22 2x2
	24 2x4

FLT-QS FLAT PANEL LED QUICK SHIP

FLT-QS is a high efficiency DLC Premium flat panel LED with field selectable wattage and field selectable CCT that replaces 36-150W MH/HPS fixtures. Ideal for new construction and retrofit applications, FLT-QS fits standard t-grid ceilings and is easy to install with a built in junction box. High quality aluminum heatsink provides excellent heat dissipation and long lifetime. High transmission polycarbonate lens delivers smooth, comfortable illumination. FLT-QS is 0-10V dimmable and can be supplied with a 20W emergency backup.

- Hospitality
- Commercial
- Indoor

PHYSICAL

Material	Aluminum Heatsink
Lens Material	Polycarbonate
Mounting	Recessed (fits standard T-grid ceilings)
Finish	White
Source	LED

PERFORMANCE

Warranty	5 years
Certifications	cETLus, DLC Premium, FCC
Rated Life	L70 > 50,000 hours
Operating Temperature	-25°C to 45°C (-13°F to 113°F)
CCT	Field Selectable: 2700K/3000K/3500K/4000K/ 5000K
CRI	80
Beam Angle	110°

ELECTRICAL

Wattage	Field Selectable: 2x2: 15/20/25/30/40W, 2x4: 30/40/50/60/72W
Voltage	120-277V 50/60Hz
Power Factor	0.9
Dimmable	0-10V
THD	≤15 %


ACCESSORIES ORDERING LOGIC (ORDER SEPARATELY) EX: FLT-QS-EM

FAMILY	ACCESSORIES
FLT-QS	
	EM 20W Emergency Battery Backup




DIMENSIONS

2x2




2x4



ADDITIONAL IMAGERY

2x2



2x4

