

PROJECT

DATE

COMMENTS



## PL-LV-LI LINEAR PATH LIGHT

### LOW VOLTAGE LED

The PL-LV-LI Linear Path Light is a sleek, low-voltage LED fixture designed for modern outdoor landscapes. Its minimalist linear L-shape provides directional illumination with a wide 120° beam angle, delivering 200 lumens of glare-free light. Constructed from durable aluminum and available in black or oil-rubbed bronze finishes, it features field-selectable 3CCT color temperatures (3000K-5000K) for ultimate flexibility. Ideal for walkways, gardens, and patios, this ETL-listed fixture operates on AC/DC 12-24V and consumes just 5 watts for energy-efficient performance.

#### PHYSICAL

Material	Aluminum
Mounting	In Ground Stake Mounted
Finish	Black or Oil-Rubbed Bronze
Carton Qty	12

#### PERFORMANCE

Warranty	5 years
Certifications	ETL, Wet Location
IP Rating	IP65
CCT	Field Selectable: 3000K, 4000K, 5000K
CRI	80CRI
Beam Angle	120°
Delivered Lumens	200

#### ELECTRICAL

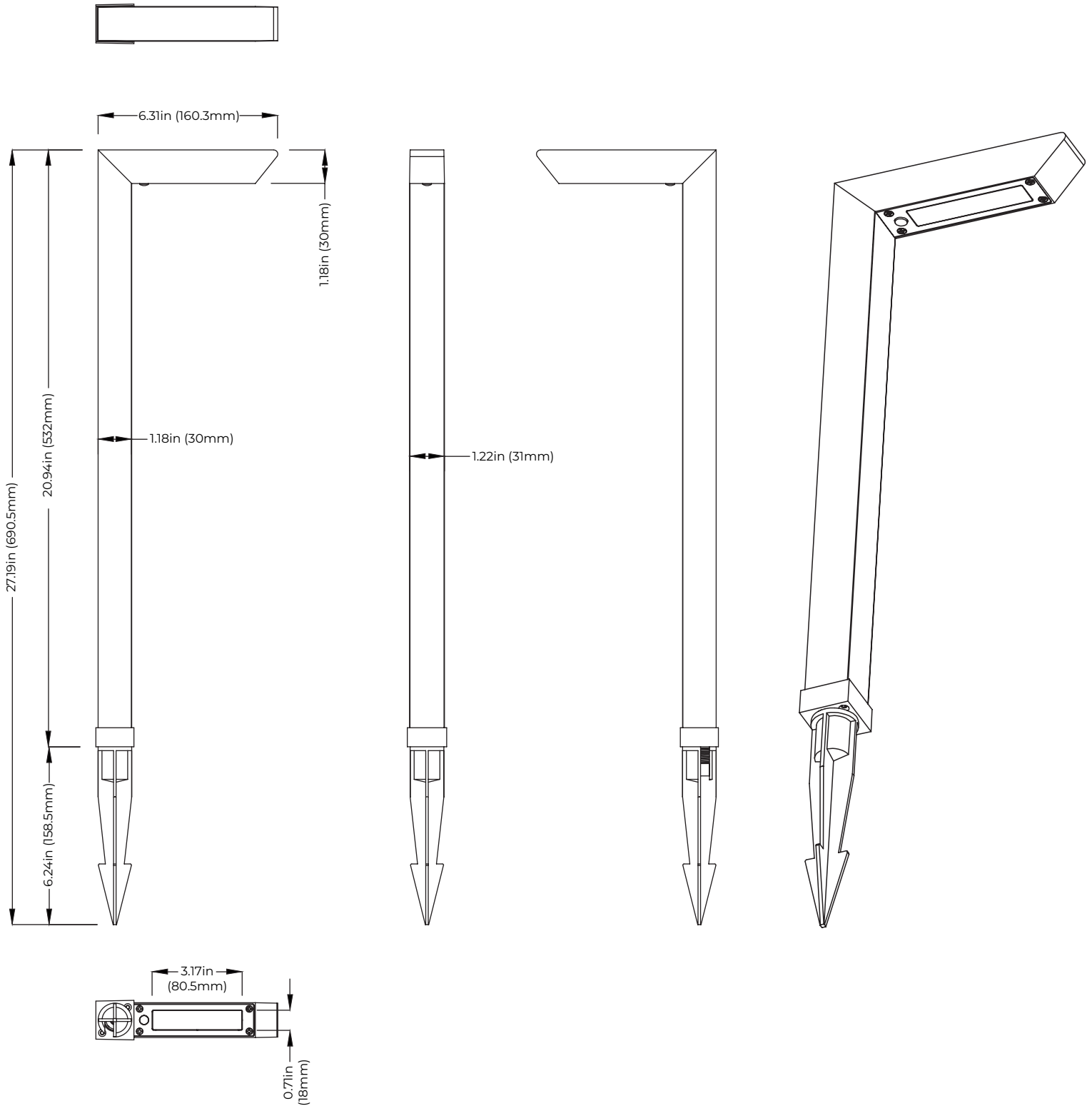
Wattage	5W
Voltage	AC/DC 12-24V

#### ORDERING LOGIC

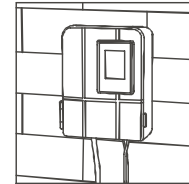
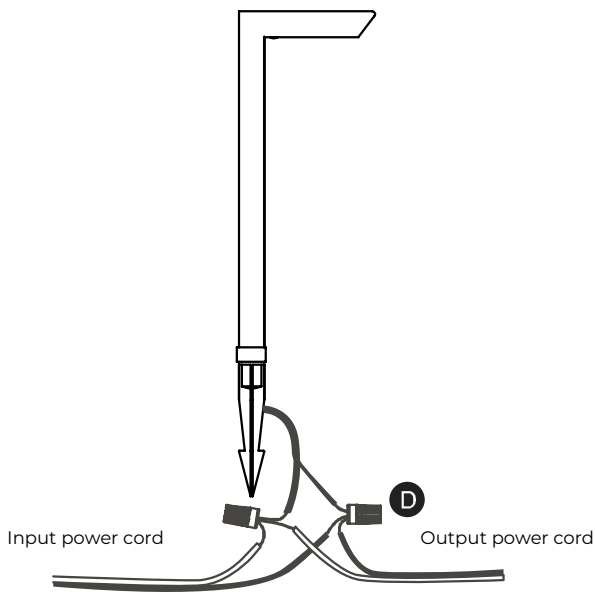
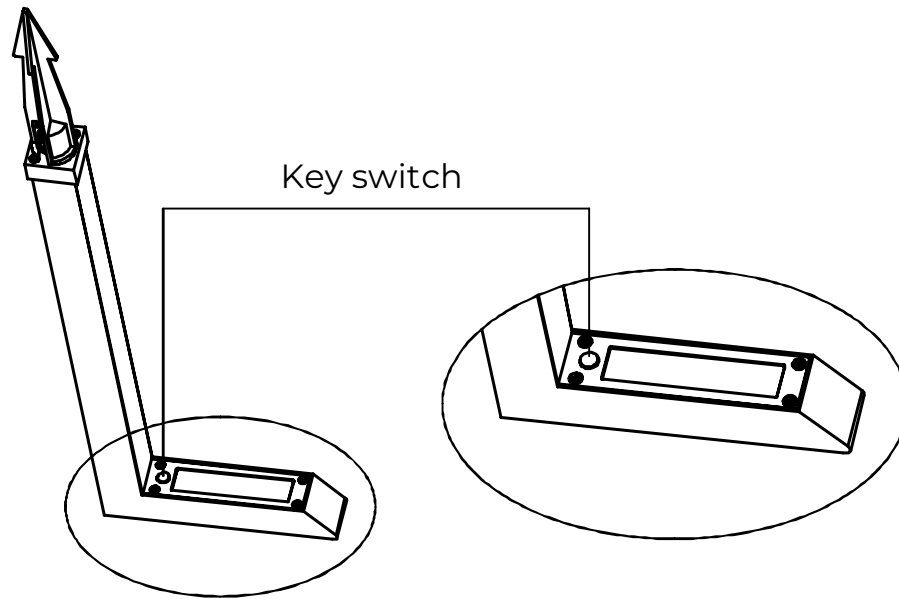
EX: PL-LV-LI-FS3-BK

FAMILY	CCT	FINISH
PL-LV-LI	FS3 Field Selectable 3000K/4000K/5000K	BK Black BZ Oil-Rubbed Bronze

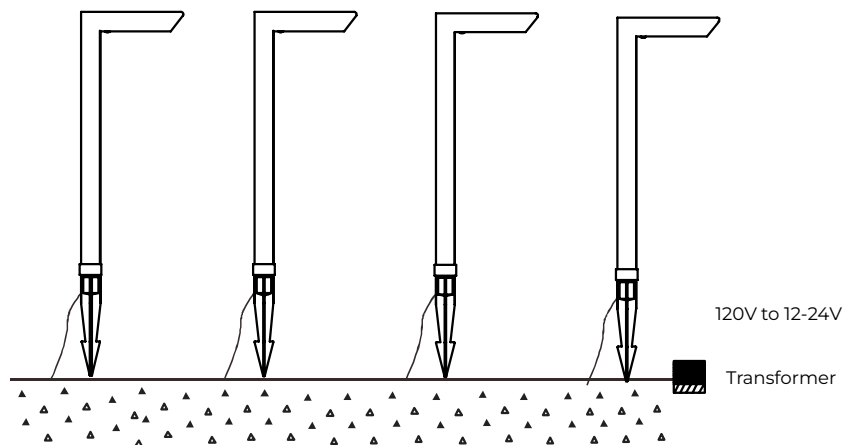
**DIMENSIONS**



INSTALLATION



120V to 12-24V



ADDITIONAL IMAGERY

---

