

PROJECT DATE

COMMENTS



IN STOCK



ENERGY CHART

DELIVERED LUMENS	WATTAGE	EFFICACY lm/w
19,500	150	130
39,000	300	130

PLP-QS PARKING LOT PERFORMANCE LED QS

The PLP-QS series is a quick ship, DLC Premium, IP65 rated LED area luminaire with multiple mounting methods.

- Dimming & Surge Protector Standard
- Multiple Mounting Options

PHYSICAL

Material	Die-Cast Aluminum, Anti-Corrosion Paint
Mounting	Slip Fitter, Adjustable Arm Mount, Yoke Bracket
Lens	Polycarbonate
Finish	Bronze, White
CCT	5000K
CRI	>70
Distribution	Type III

PERFORMANCE

Warranty	5 years
Certifications	UL, DLC
IP Rating	IP65
Rated Life	L80 50,000 hours
Operating Temperature	-40°C to 45°C (-40°F to 113°F)
Operating Humidity	20% – 90% RH

ELECTRICAL

Wattage	150W, 300W
Voltage	100-277V, 200-480V
Dimmable	1-10V
Surge Protector	10Kv (Standard)
Power Factor	≥0.9
THD	≤20%

ORDERING LOGIC

EX: PLP-QS-150-12-50-2-BZ

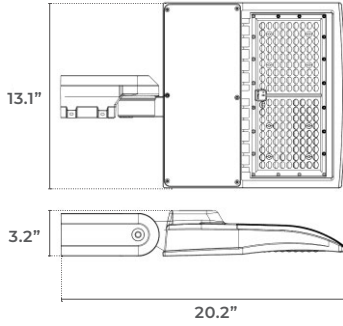
FAMILY	WATTAGE	VOLTAGE	CCT	DISTRIBUTION	FINISH
PLP-QS			50	3	
150	150W	12	120-277V	50	5000K
300	300W	48	200-480V	3	Type 3
				BZ	Bronze
				WH	White



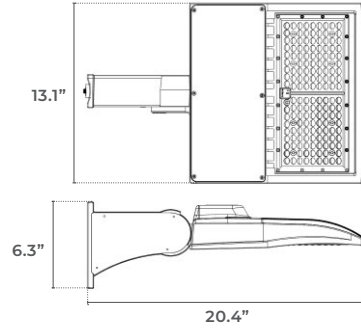
DIMENSIONS

150W

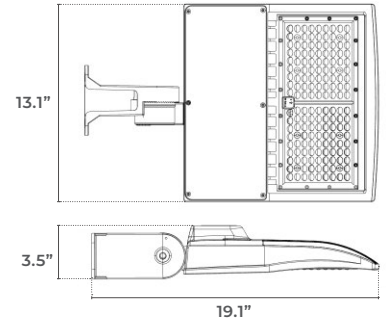
Slip Fitter



Adjustable Arm Mount

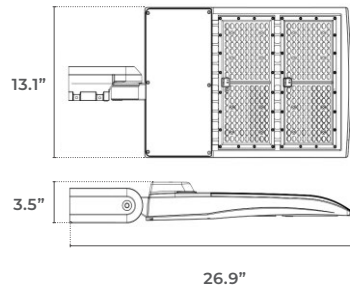


Yoke Bracket

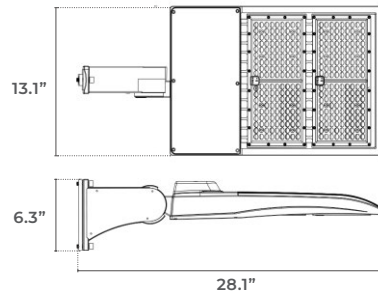


300W

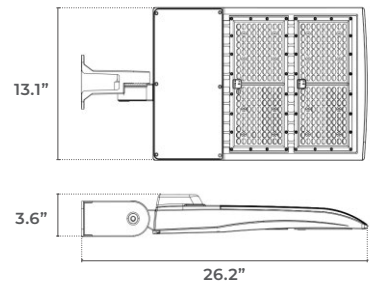
Slip Fitter



Adjustable Arm Mount



Yoke Bracket



MOUNTING

Slip Fitter



Adjustable Arm Mount

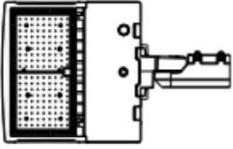


Yoke Bracket

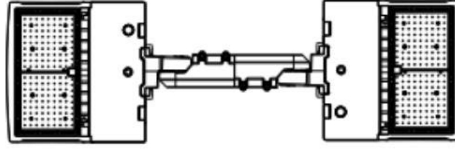


EPA RATINGS

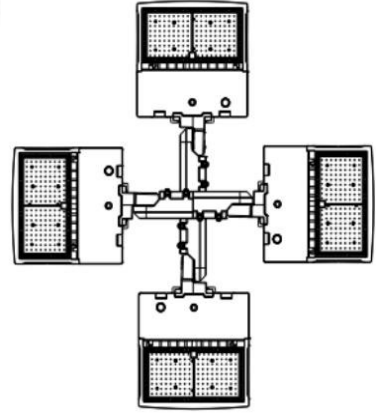
150W



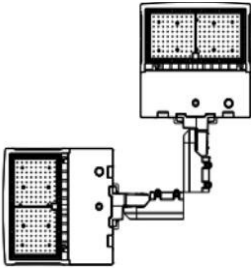
S – Single
EPA: 0.62
Weight: 12.6 lbs



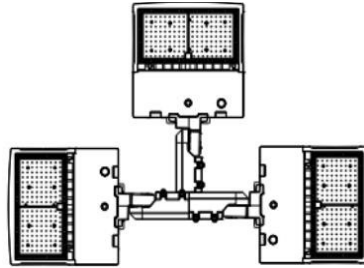
D – Double 180°
EPA: 1.24
Weight: 25.2 lbs



Q90 – Quad 90°
EPA: 1.24
Weight: 50.4 lbs

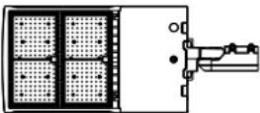


D90 – Double 90°
EPA: 0.84
Weight: 25.2 lbs

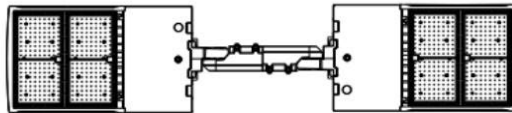


T90 – Triple 90°
EPA: 1.24
Weight: 37.8 lbs

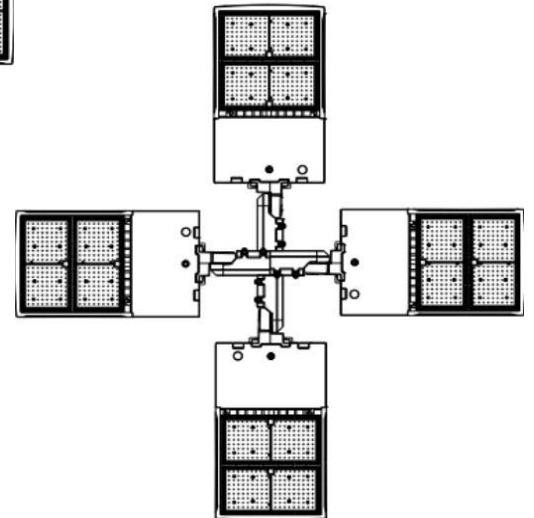
300W



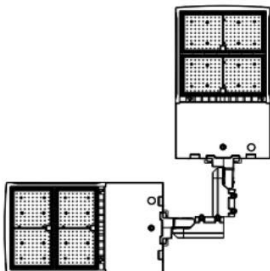
S – Single
EPA: 0.88
Weight: 19.5 lbs



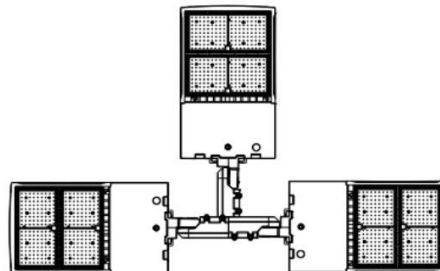
D – Double 180°
EPA: 1.76
Weight: 39 lbs



Q90 – Quad 90°
EPA: 1.76



D – Double 90°
EPA: 1.1
Weight: 39 lbs



T90 – Triple 90°
EPA: 1.76
Weight: 58.5 lbs

