

PROJECT _____ DATE _____

COMMENTS _____



SPS SLIM PANEL SQUARE LED

The SPS series is a square shaped, low-profile, high output surface mount LED luminaire. SPS utilizes an aluminum housing for excellent heat dissipation with a smooth uniform polycarbonate lens. Corrosion and heat resistant powder coat finishes available in White, Black, Satin Nickel, and Bronze. Dimmable to 5% with compatible Triac and ELV dimmers. SPS is damp location listed with a 3-year warranty.

- Residential
- Commercial
- Hospitality

PHYSICAL

Material	Aluminum
Mounting	Surface
Lens	Polycarbonate
Finish	Black, White, Satin Nickel, Bronze
Source	LED

PERFORMANCE

Warranty	3 year
Certifications	Damp Location, cETLus
IP Rating	IP44
Rated Life	L70 36,000 hours
CCT	Field Selectable: 2700K/3000K/3500K/4000K/5000K
CRI	90+

ENERGY CHART

SIZE	HEIGHT inches	WIDTH inches	DELIVERED LUMENS	WATTAGE	EFFICACY lm/w
6	1	6	770	11	70
8	1	8	980	14	70
10	1	10	1190	17	70
12	1	12	1540	22	70
14	1	14	1820	26	70

ELECTRICAL

Wattage	11W, 14W, 17W, 22W, 26W
Voltage	120V
Dimmable	5% - 100% with compatible Triac and ELV dimmers


ORDERING LOGIC

EX: SPS-6-FS-WH

FAMILY	SIZE	CCT	FINISH
SPS		FS	
	6 6" x 6"	FS Field Selectable 2700K / 3000K / 3500K / 4000K / 5000K	WH White
	8 8" x 8"		BK Black
	10 10" x 10"		SN Satin Nickel
	12 12" x 12"		BZ Bronze
	14 14" x 14"		

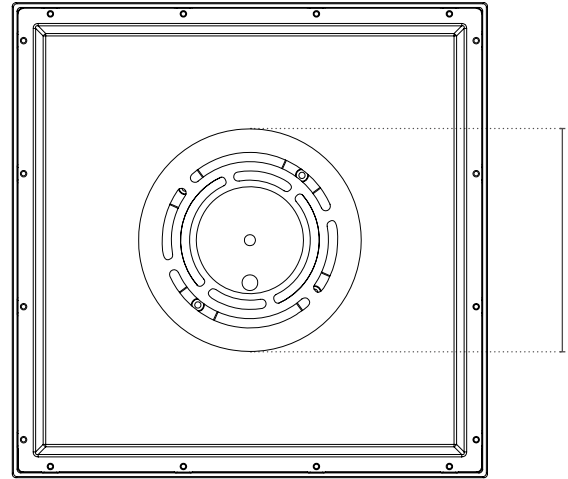


DIMENSIONS

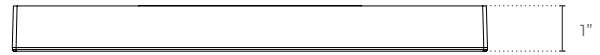


SPS-6: 6"
 SPS-8: 8"
 SPS-10: 10"
 SPS-12: 12"
 SPS-14: 14"

SPS-6: 6"
 SPS-8: 8"
 SPS-10: 10"
 SPS-12: 12"
 SPS-14: 14"



4.7"



1"

