

PROJECT DATE

COMMENTS



IN STOCK



ENERGY CHART

LENGTH feet	HEIGHT inches	WIDTH inches	DELIVERED LUMENS	WATTAGE	EFFICACY lm/w
4	2.9	6.9	4600	40	115

WRP-QS WRAPAROUND LED QUICK SHIP

WRP-QS is an universal voltage, IP40 rated, DLC certified, CCT selectable LED wrap luminaire that is easy to install and maintain on the job site. The 0.6mm cold rolled steel body is corrosion and rust proof with a high gloss backed white matte powder coat finish. The extruded prismatic polycarbonate lens is UV resistant with a 110° beam angle. WRP-QS can be surface or suspension mounted and it can be installed with an 8W emergency battery backup.

- Hospitality
- Commercial
- Indoor

PHYSICAL

Material	0.6mm Cold Rolled Steel
Lens Material	Opal Prismatic Polycarbonate
Mounting	Surface or Suspended
Finish	White Matte Powder Coat

PERFORMANCE

Warranty	5 years
Certifications	cETLus, DLC
IP Rating	IP40
Rated Life	L70 50,000 hours
Operating Temperature	-22°F to 104°F (-30°C to 40°C)
CCT	Field Selectable: 3000K/4000K/5000K
CRI	80
Beam Angle	110°

ELECTRICAL

Wattage	40W
Voltage	120-277V
Power Factor	0.9
Dimmable	0-10V

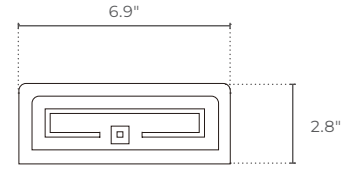
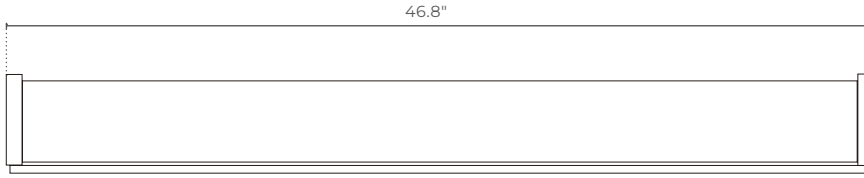
ORDERING LOGIC

EX: WRP-QS

FAMILY	OPTIONS
WRP-QS	EM 8W Emergency Battery Backup



DIMENSIONS

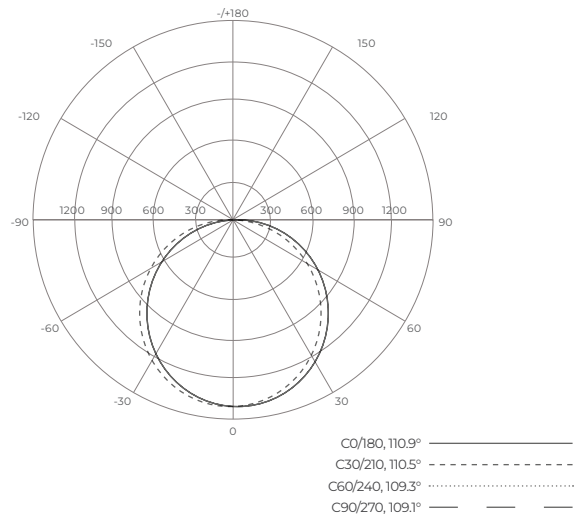


EMERGENCY BATTERY BACKUP



PHOTOMETRICS - 40W - 5000K - 4600LM

AVERAGE BEAM ANGLE (50%): 113°



INSTALLATION

