

PROJECT

DATE

COMMENTS



ENERGY CHART

SIZE	LENGTH feet	DELIVERED LUMENS	WATTAGE	EFFICACY lm/w
2	2	2875	25	115
4	4	4600	40	115

ORDERING LOGIC

EX: WRP-2-35

FAMILY	SIZE	CCT	OPTIONS
WRP			
	2 2'	35 3500K	OS Occupancy Sensor
	4 4'	40 4000K	EM Emergency Backup: 90-Min.
		50 5000K	
		FS Field Selectable 3500K / 4000K / 5000K	

WRP WRAPAROUND LED

The WRP Wraparound Linear LED is a damp location listed LED luminaire with a high diffusion lens.

- Hospitality
- Commercial
- Indoor

PHYSICAL

Material	0.6mm Cold-Rolled Steel Body
Mounting	Surface
Lens	Polycarbonate Diffuser
Finish	White

PERFORMANCE

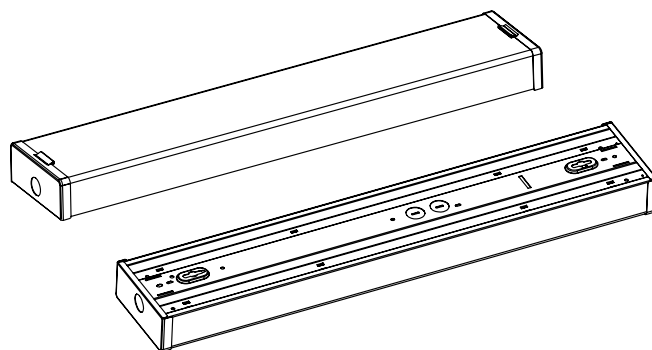
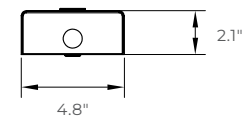
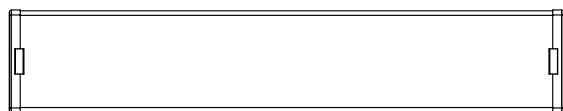
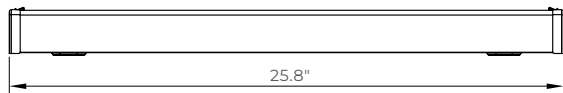
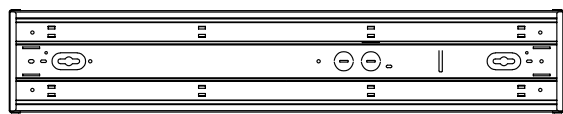
Warranty	5 years
Certifications	Damp Location, UL, cETLus, ETL, CE
Rated Life	L70 50,000 hours
Operating Temperature	Ambient Temperaute not exceeding 40°C (104°F)
CCT	Single CCT, Field Selectable: 3500K, 4000K, 5000K 4000K STANDARD FACTORY SETTING
CRI	80+

ELECTRICAL

Wattage	25W, 40W
Voltage	120-277V
Dimmable	0-10V

DIMENSIONS

2'



4'

