ASCENT
ARCHITECTURAL LIGHTING

PROJECT

DATE

COMMENTS

5-YEAR WARRANTY · 0-10V DIMMING · TRIAC DIMMING · WET LOCATION · DAMP LOCATION · IP44 RATED · IC RATED · c UL us

Trim

Trimless

SPUR-2 2" ARCHITECTURAL DOWNLIGHT LED

The SPUR-2 is a precision-engineered 2" architectural LED downlight delivering exceptional performance in a compact aperture. Built on a modular twist-and-lock platform with interchangeable optics, SPUR-2 offers field-selectable wattage and dual dimming compatibility (0-10V dimming to 1% and TRIAC). Available with 90+ CRI fixed CCT options or 95+ CRI Dim-to-Warm, SPUR-2 is ideal for residential, hospitality, retail, and commercial spaces requiring discreet, high-quality illumination.

- Residential
- Commercial
- Hospitality

PHYSICAL

Material	Aluminum housing / die-cast aluminum (heat-sink body)
Mounting	Interchangeable optics (standard or low-glare lens)
Lens	Recessed (Remodel, New Construction Frame Kit, or IC Housing Kit)
Reflector	Classic reflector-inspired optical design; interchangeable optics
Finish	Powder coat White or Black (trim dependent)

PERFORMANCE

Warranty	5 years
Certifications	cULus listed for damp locations; IC-rated option (with IC housing)
IP Rating	Damp Location
Rated Life	L70 > 50,000 hours
Operating Temperature	-20°C to +40°C (-4°F to 104°F)
CCT	2700K / 3000K / 3500K / 4000K or Dim-to-Warm (3000K–2000K)
CRI	90+ (Fixed CCT) or 95+ (Dim-to-Warm)
Beam Angle	30°, 50° (2" high-efficiency optics)

ELECTRICAL

Wattage	5–16W (field selectable)
Voltage	110–277V AC (driver dependent); TRIAC 120V only
Power Factor	>0.9
Dimmable	0-10V (dims to 1%) and TRIAC
THD	<20%

ENERGY CHART

SIZE inches	WATTAGE	30° BEAM ANGLE		50° BEAM ANGLE	
		DELIVERED LUMENS	EFFICACY (lm/w)	DELIVERED LUMENS	EFFICACY (lm/w)
2	5W	335	67	365	73
2	8W	544	68	592	74
2	10W	670	67	740	74
2	13W	832	64	910	70
2	16W	976	61	1072	67

ORDERING LOGIC ON NEXT PAGE

ORDERING LOGIC

EX: SPUR-2-16-30-30-ARW-RW-R

FAMILY	WATTAGE	CCT	BEAM ANGLE	TRIM
SPUR-2	**16**			
	16[1] 5-16W Field Selectable	**27** 2700K (90+ CRI)	**30** 30°	**ARW** Adjustable Round White Flange (30° TILT + 360° ROTATION)
		30 3000K (90+ CRI)	**50** 50°	**ARB** Adjustable Round Black Flange (30° TILT + 360° ROTATION)
		35 3500K (90+ CRI)		**TLA** Trimless Round Adjustable (30° TILT + 360° ROTATION)
		40 4000K (90+ CRI)		
		DT Dim-to-Warm 3000K-2000K (95+ CRI, 13W MAX)		

TRIM SHADE[2]	INSTALL TYPE[3]
RW White	**R** Retrofit (NON-IC)
RB Black	**NF** New Construction — Frame Kit (NON-IC)
RG Gold	**NC** New Construction — Housing Insulation Kit (IC)
RC Chrome	

ORDERING NOTE

1. Wattage is field-selectable at installation (5W, 8W, 10W, 13W, 16W).
2. Trim shade finish options (select one).
3. IC option requires IC housing insulation kit.

ACCESSORIES ORDERING LOGIC (ORDER SEPARATELY)

EX: SPUR-2-HB

FAMILY	ACCESSORIES	
SPUR-2		
	HB Honeycomb (ONLY FOR ROUND SHADE)	**DGB** Decorative Kit – Green (BLACK FACE PLATE)
	WR Waterproof Plate (Wet Rated) For Round Shade	**DGW** Decorative Kit – Green (WHITE FACE PLATE)
	EM Emergency Field-install 16W LED Emergency Driver	**DTB** Decorative Kit – Transparent (BLACK FACE PLATE)
	DYB Decorative Kit – Yellow (BLACK FACE PLATE)	**DTW** Decorative Kit – Transparent (WHITE FACE PLATE)
	DYW Decorative Kit – Yellow (WHITE FACE PLATE)	**DBB** Decorative Kit – Blue (BLACK FACE PLATE)
	DRB Decorative Kit – Red (BLACK FACE PLATE)	**DBW** Decorative Kit – Blue (WHITE FACE PLATE)
	DRW Decorative Kit – Red (WHITE FACE PLATE)	

NOTE: Decorative kits have a maximum wattage of 10W.

COMPATIBLE DIMMERS

0-10V Dimming (Dim to 1%)

- Leviton DD710
- Lutron NTSTV-DV
- Legrand RH4FBL3
- Lutron DVSTV
- Leviton IP70

TRIAC Dimming

- Lutron DV600P
- Lutron DVCL-153P
- Leviton 6683
- Lutron DV603P
- Leviton 6672
- Lutron S-603P
- Lutron LG-600P
- Lutron MSCL-DP153M
- Lutron TGCL-153DH
- Lutron SCL-153P
- Lutron CTCL-153P
- Lutron CT-603PG

SPECIFICATIONS

LED SYSTEM

LED: Powered by CREE or Bridgelux high efficiency COB LED chip.

CRI: 90+ for fixed CCT or 95+ CRI for Dim to Warm, producing outstanding illumination at a tight chromaticity specification and color binning process.

CCT: 2700K,3000K, 3500K and 4000K fixed CCT with a great color consistency or Dim to Warm from 3000K to 2000K.

Light Engine Heatsink: Aluminum housing acting as the heat sink to maximize life. The temperature of all heatsinks are controlled at 60-70°C.

Fixed CCT
- 2700K, 3000K, 3500K, 4000K
- 90+ CRI

2700K–4000K

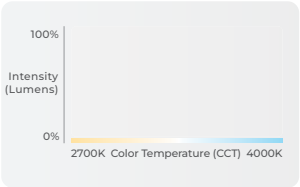

Dim to Warm
- 2000K–3000K
- 95+ CRI

2000K–3000K

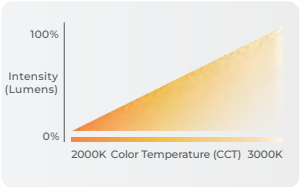

OPTICS

Classic reflector-like design provides high lighting transmittance. It effect in light control and anti-glare with side facula and fade-out facula. The MR16 standard size(diameter 1.96")design make them widely practical. Available in 30° and 50° beam angles, beam spreads are interchangeable which can be easily swapped out in the field without tools.

TRIM FINISH / SHADE

Powder coat white and black finishes offer uniform finish providing long term performance and superior aesthetic, compatible for multiple trim shades.

Round

Decorative Kit

ELECTRICAL

LED Driver: It is powered by Class 2 high efficiency LED driver, with a standard 0-10V dimming which continuous dims to 1% or Triac dimming that works with many types of controls. Thermal overload protection shuts down the luminaire when system temperatures exceed designed operating conditions.

THD: <20%

Power Factor: >0.9

Input Voltage: Standard electronic drivers are cULus recognized and available for 110-277V AC.

Environment: Environment damp rated for ambient operating temperature of -20°C to +40°C (-4° to+104°F)

INSTALLATION

Twist & Lock mechanism for easy trim installation.

Durable tension clips enable fast and easy flush installation.

Trimmed With Flange

Trimless Spackle-In

WARRANTY

Five-year warranty for parts and components. (Labor not included)

LISTINGS

- cULus listed for damp locations.

Notes:

- Ambient temperatures at fixture location should not exceed 40°C during normal operation.
- For interior use only

DIMENSIONS

ROUND TRIM

Ceiling Hole Size (Cutout Diameter): 2.25" Round Hole*

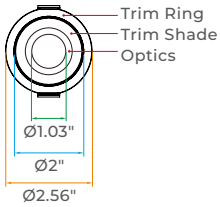

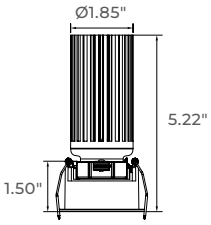

ROUND TRIMLESS

Ceiling Hole Size (Cutout Diameter): 3.5" Round Hole*

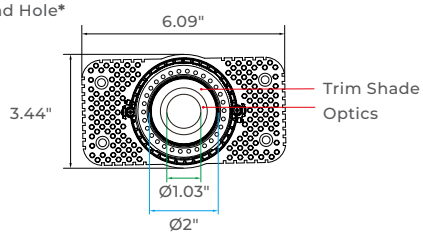

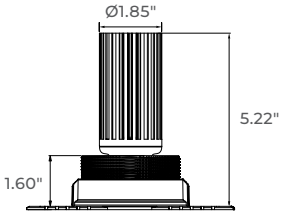

***Service from above ceiling**

MOUNTING

Remodel (NON-IC)- LED Driver Box
(Install from Below, Service from above ceiling)

It can be installed in existing ceilings for remodel application. Simple cut a hole in existing drywall ceilings.

NOTE: One downlight per remote driver.



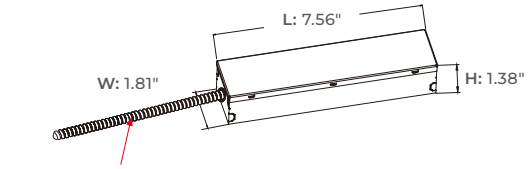

MOUNTING SPACE REQUIRED

Up to 10W: Min 8" × 8" × 8"

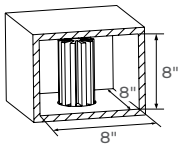

Up to 16W: Min 17" × 10" × 8"

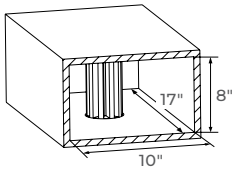

New Construction-Frame Kit (NON-IC)
(Service from above ceiling)

A rough-in frame option is available for all new constructions and a variety of ceiling types. LED driver box rests on the frame kit by magnet when installed as shown below.

MOUNTING SPACE REQUIRED

Frame Kit (NON-IC)
Min 14" × 19" × 8"
Max 24" × 19" × 8"

Pre-install LED Emergency Driver Available.





Frame Kit + Emergency Driver Available

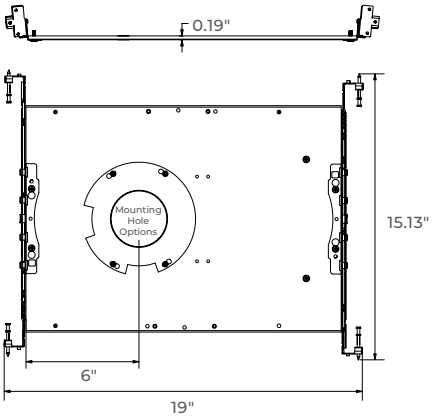

MOUNTING HOLE OPTIONS FOR NEW CONSTRUCTION KITS

ROUND TRIM

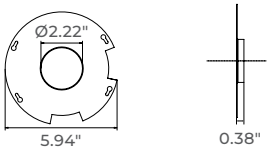

ROUND TRIMLESS

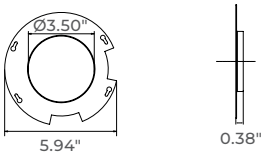

New Construction-Housing Insulation Kit (IC)
(Service from above ceiling)

An IC-rated housing frame kit allows placement of 2inch LED downlight in direct contact with insulation.

MOUNTING SPACE REQUIRED

Housing Insulation Kit (IC)
Min 14" × 19" × 7.31"
Max 24" × 19" × 7.31"

Pre-install LED Emergency Driver Available.



Housing Insulation Kit + Emergency Driver Available

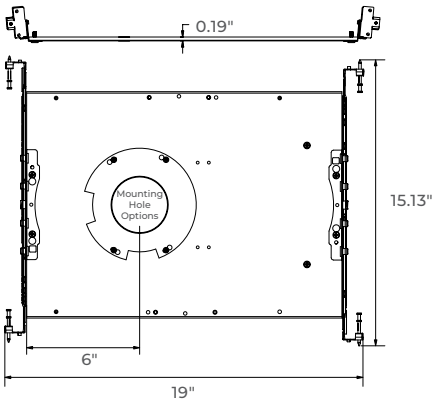

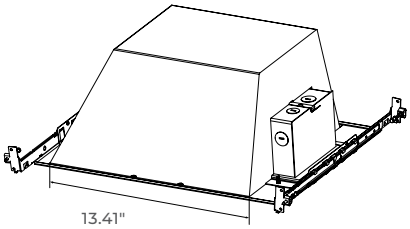

PHOTOMETRICS - 2" - 10W - 3000K - 50°

AVERAGE BEAM ANGLE (50%): 44.7°

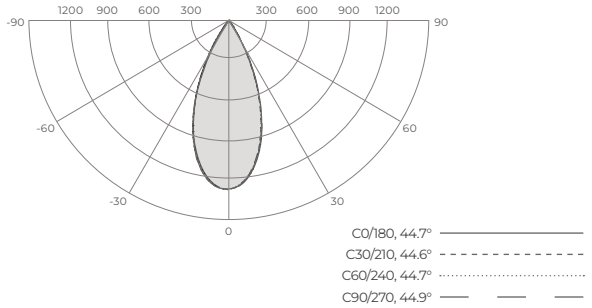

Luminance cd/(m2)

G(DEG)	C0/180	C90/270
85	155	312
80	340	899
75	1118	1658
70	1723	2191
65	2260	2944
60	3204	3496
55	3327	3276
50	3418	3284
45	5071	6881

ZONAL FLUX DIAGRAM

T	C0	C45	C90	C135	C180
10	1103	1098	1108	1136	1149
20	707.5	695.1	709.7	754.8	784.6
30	235.5	250.8	252.5	286.5	288.0
40	28.5	34.08	34.15	43.27	43.93
50	4.399	4.663	4.221	4.627	4.103
60	3.207	3.187	3.495	3.034	3.023
70	1.180	1.284	1.499	1.207	1.123
80	0.1182	0.1257	0.3123	0.0988	0.0806
90	0	0	0	0	0
100	0	0.0317	0	0.0137	0
110	0.2477	0.2844	0.2788	0.2483	0.0813
120	0.8568	0.9700	0.9235	0.8664	0.3527
130	1.926	2.035	2.005	1.900	1.112
140	3.240	3.329	3.313	3.208	2.277
150	4.387	4.428	4.405	4.366	3.568
160	4.907	4.838	4.888	4.897	4.398
170	4.840	4.838	4.906	4.893	4.695
180	4.930	4.919	4.942	4.988	4.903
DEG	LUMINOUS INTENSITY: cd				

ZONAL LUMEN SUMMARY

T	ϕ TOTAL
0-10	113.9
10-20	377.2
20-30	605.2
30-40	683.9
40-50	696.3
50-60	699.7
60-70	702.0
70-80	702.8
80-90	702.9
90-100	702.9
100-110	703.0
110-120	703.3
120-130	704.2
130-140	705.9
140-150	708.0
150-160	710.0
160-170	711.4
170-180	711.8
UNIT: lm	

PHOTOMETRICS - 2" - 19W - 3000K - 50°

AVERAGE BEAM ANGLE (50%): 44.6°

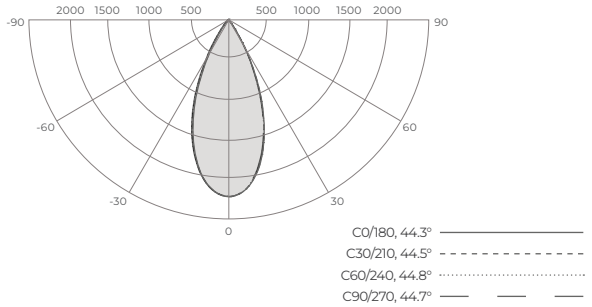

Luminance cd/(m2)

G(DEG)	C0/180	C90/270
85	543	1194
80	770	2057
75	2008	3150
70	2977	4299
65	3928	5259
60	5564	5630
55	5734	5537
50	5819	6823
45	9832	16062

ZONAL FLUX DIAGRAM

T	C0	C45	C90	C135	C180
10	1973	1972	1952	1948	1952
20	1295	1292	1262	1259	1273
30	454.7	484.9	459.1	464.1	449.4
40	60.28	64.92	61.47	67.22	63.69
50	7.343	8.124	8.805	8.116	7.210
60	5.462	5.451	5.651	5.051	5.292
70	1.999	2.358	2.952	2.111	2.061
80	0.2626	0.3539	0.7171	0.2805	0.2248
90	0.0181	0.0001	0.0274	0.0045	0.0134
100	0.0309	0.0813	0.0679	0.0911	0.0310
110	0.4508	0.4770	0.5197	0.5186	0.1994
120	1.442	1.556	1.651	1.651	0.7404
130	3.252	3.373	3.483	3.523	2.136
140	5.523	5.647	5.773	5.759	4.222
150	7.578	7.651	7.708	7.730	6.400
160	8.554	8.500	8.538	8.578	7.882
170	8.506	8.495	8.547	8.524	8.222
180	8.572	8.652	8.629	8.669	8.612
DEG	LUMINOUS INTENSITY: cd				

ZONAL LUMEN SUMMARY

T	ϕ TOTAL
0-10	198.8
10-20	656.9
20-30	1051
30-40	1188
40-50	1209
50-60	1215
60-70	1219
70-80	1221
80-90	1221
90-100	1221
100-110	1221
110-120	1222
120-130	1224
130-140	1227
140-150	1230
150-160	1234
160-170	1236
170-180	1237
UNIT: lm	

ADDITIONAL IMAGERY



MOUNTING

TRIM SHADES

White **(RW)**

Black **(RB)**

Gold **(RG)**

Chrome **(RC)**

DECORATIVE KIT



Black Face Plate, Yellow **(DYB)**

Black Face Plate, Green **(DGB)**

Black Face Plate, Transparent **(DTB)**



Black Face Plate, Blue **(DBB)**

Black Face Plate, Red **(DRB)**

ENGINE, OPTICS & TRIM